


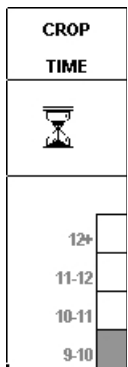
# Symbol and Bar Graph Explanations:

## Disease Resistance:



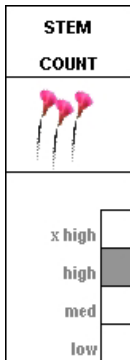
- This plant and doctor's stethoscope are symbols for plant health. The category is Disease Resistance. Pathogens of concern are Pythium and Phytothphora (known as the water molds), Rhizoctonia and Erwinia.
- A shading in the low portion of the bar graph indicates "low" disease resistance = below average disease resistance = a variety that is sensitive to pathogens.
- A shading in the "medium" portion of the bar graph suggests average disease resistance.
- A shading in the "high" portion of the bar graph indicates a variety with above average disease resistance = a relatively strong variety able to resist some pathogen pressure.

## Crop Time:




- This symbol represents an hour glass and suggests the category of relative crop forcing time or time to peak flower. The bar graph is divided into four sections which indicate average number of weeks to peak bloom under optimal planting and cultural conditions. If planted early and in short, dark-day (sub-optimal) conditions, time to peak flower will be longer by 2-3 weeks. If planted later, in the high light and long days of summer, time to flower will likely be less by two to three weeks.
- For example, northern hemisphere Valentine's Day plantings of late October and early November are made in sub-optimal (dark and short-day) conditions. Therefore, they will require two to three weeks longer than the timing indicated in the bar graph. Such early-planted callas have generally had less dormancy which also lengthens time to peak bloom. By the same reasoning, late plantings into more optimal conditions with long-dormant tubers will bloom more quickly.
- Use this information to both direct planting dates and to determine delivery dates of finished product. But, as always, experience in your environment is the best teacher.

## Stem Count:



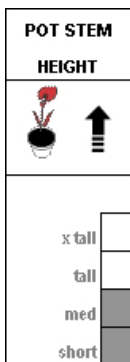
- This symbol indicates the relative number of flowers. If your buyers insist on five stems in color on a 6" (15-17 cm) pot at receiving, then choose varieties with high stem counts on the bar graph. Such a buying specification cannot be met if one plants varieties listed as "low" stem count producers. Most, but not all, cut flower varieties produce fewer yet taller and stronger stems.

## Pot Size:



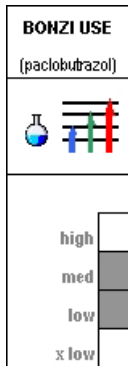
- This symbol identifies the variety as suitable for small pots (4-4 1/2"/11-12 cm); medium pots (5-7"/13-18 cm); or, large pots (8" and larger/20 cm +).
- Efforts to force medium to large varieties, such as Crystal Blush, into small pots should ONLY be attempted by experienced growers who know the varieties and, even then, only under optimal forcing conditions. The more lightly shaded areas indicate that the variety will perform in this category but will likely require special care, such as more or less Bonzi (paclobutrazol).

## Pot Stem Height:



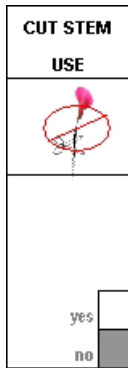
- These symbols indicate flower stem height in the pots when our cultural recommendations, including Bonzi applications, are followed. It is important to use short or medium height varieties when producing small or medium pots and taller varieties for large containers and cut flower production.

## Bonzi Use:



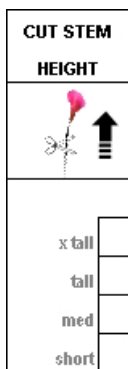
- \* IMPORTANT \* This symbol and the bar graph indicate how much Bonzi (paclobutrazol) to use. A bar graph rating of “low” means that the variety will require relatively less Bonzi when compared to a variety with a “medium” or “high” rating. Several factors influence this rating. Among these are the variety’s native vigor and habit as well as the genetic sensitivity of the variety to paclobutrazol. Be careful. Too much Bonzi reduces flower counts.

## Cut Stem Use:



- This symbol indicates if the variety is suitable for cut flower production.
  - “Yes” means it is recommended for cut flower use.
  - “NO” means it is not recommended for cut flower use.

## Cut Stem Height:



- This symbol represents the relative height of the variety when produced under cut flower cultural regimes.

NOTE: Cut Flower Culture differs from Pot Culture with regard to light levels, spacing, growth regulators and fertility regimes.